



TARPON SPRINGS
POLICE DEPARTMENT

"Building a Better Future Through Excellence in Policing"



CRIME WATCH NEWSLETTER

APRIL 2021

APRIL NEWS

FRONT PAGE

New Officer

National Public Safety
Telecommunicators Week

EVENT NEWS

K9 Competition

COVID Easter Drive-Thru

SAFETY TIPS

Water/Pool Safety

CRIME PREVENTION

Impersonation Scams

Preventing Property Crimes

FIRE SAFETY

Religious Candle Safety

Fire Safety Checklist

TSPD SWEARS-IN NEW OFFICER



Thursday - April 1, 2021

Join us in welcoming our newest officer, Logan VanSumeren!!!

Ofc. VanSumeren came from Michigan to Florida to attend Stetson University, where he received a scholarship for football and obtained a Bachelor degree in Criminology. Since his graduation, he completed the police academy and is now a member of the Tarpon Springs Police Department.

NATIONAL PUBLIC SAFETY TELECOMMUNICATORS WEEK

April 11th - 17th



To all those working in our dispatch, we thank you for all your hard work and want to let you know that we absolutely appreciate you and are thankful for you (not just this week...but every day)!!!!!!

A lot of their work is behind the scenes, but they play an integral part of protecting our citizens, handling telephone calls, answering 911, gaining information, disseminating information, answering questions, dispatching officers, researching data, logging data, calming the panicked, de-escalating the angry, checking on officers, etc. Join us in thanking them for their dedication and work, ensuring that we meet our mission standards and protect and serve our community.



444 S. HUEY AVENUE
TARPON SPRINGS, FL 34689
(727) 938-2849 - MAIN
(727) 937-6151 - DISPATCH
EMERGENCY - DIAL 911

 FOLLOW US AND
LIKE US ON 
facebook

CONGRATULATIONS K9 OFFICER NGUYEN & K9 “CK”



The United States Police Canine Association Region 1 held their field trials from March 14-19, 2021, in Pensacola, FL. Having competed, Ofc. Nguyen and CK just returned from the USPCA Region 1 Field Trials, bringing with back the following awards:

1st place “Intra-Departmental Team 2 man patrol”

1st place “Narcotic Detector indoor”

1st place “Narcotic Detector 2 man Intra-Departmental Team”

5th place “Narcotic Detector overall”

COVID EASTER DRIVE-THRU

Easter Egg-stravaganza at the city Rec Center Tarpon Springs Police Department along with other city agencies participating in giving out Easter goodies while the community drives through.



Sgt. Miller, Officer Boone, Officer Geer, Silva Webster and Tracy Boone were on hand helping out for this event.



Thank you to all for coming out!



WATER SAFETY TIPS

The Tarpon Springs Police Department cares about your child's safety

10 STEPS TO PREVENT CHILD DROWNING

1. **Always stay within arm's reach** - The AAP (American Academy of Pediatrics) advises that supervision of children in and around the water must be close, constant, and attentive.
2. **Ignore your phone** - "If you hear a text message come in and turn to your phone for five seconds, that long enough for a child to be submerged", says Anne Beasley, M.D., a pediatric hospitalist at Phoenix Children's Hospital.
3. **Don't rely on water-wings, Period.** - "Parents put too much faith in floatation devices that were never made to be life preservers", says James Callahan, M.D., a pediatric emergency physician at The Children's Hospital of Philadelphia. If your little one is a non-swimmer, it's okay to let them use "floatie" toys, but only if you're right there next to them in the water. And just say no to Mermaid fins; they can trap your child's legs, preventing them from easily kicking their way to the surface from beneath the water.
4. **Install the proper water barriers** - Door alarms, Locked doors & pool fences.
5. **Sign your child up for swimming lessons** - After COVID 19 - Summer is right around the corner.
6. **Make older kids buddy up** - As an extra layer of protection, experts recommend that kids, who can swim, follow the buddy system. Pair your child with a friend or sibling and explain that each child is responsible for knowing where his/her buddy is at all times. But don't forget that a buddy doesn't replace adult supervision, rather, the system serves as an added precaution.
7. **Have the appropriate safety gear in case of emergency** - Keep a telephone and equipment approved by the U.S. Coast Guard near pools, according to the AAP.
8. **Teach your child water rules:** 1. No Running; 2. No Diving In Shallow End; 3. No Pushing People In; 4. No Pulling Other Kids Under The Water; 5. No Swimming Without Adult Supervision.
9. **Learn CPR** - If the worst happens and you have to rescue a distressed swimmer, conducting CPR while you wait for emergency services to arrive could save that person's life. When the heart stops, continuing to circulate blood to the brain helps prevent a bad outcome, explains Dr. Beasley. "In a perfect world, all parents would be trained in CPR".
10. **Be aware of the hazards at home** - Never leave a child alone in a bathtub or near running bath. Never leave your baby unattended in a bath seat.

Credit: <https://www.parent.com/kids/safety/outdoor/the-sad-truth-about-drowning/>

Although these tips are important, it is just as important to remember , once you have concluded swimming for the day, ensure your barriers are ONCE AGAIN LOCKED. This is unfortunately, a peak time for accidents to happen. Your little one loved the pool so much, they are ready for more, even if you are not. If you are grilling on the porch, please ensure that you do not leave your pool gate open or the doors to your house open while you walk to and from the grill. This presents an opportunity for a child to have access to the pool area.



TREASURY INSPECTOR GENERAL FOR TAX ADMINISTRATION OFFICE OF INVESTIGATIONS

Promoting Integrity in America's Tax System



Internal Revenue Service Impersonation Scam

How Does the Scam Work?

Criminals call intended victims and claim to be from the Internal Revenue Service (IRS). The scammers tell the intended victims that they owe taxes and must pay using a pre-paid debit card, money order, wire transfer, or gift card. The scammers threaten those who refuse to pay with being charged with a criminal violation, a grand jury indictment, immediate arrest, deportation, or loss of a business or driver's license. The scammers who commit this fraud often:



- Utilize a robocall machine to make unsolicited calls via Voice Over Internet Protocol technology to make it appear that the calls originate in the U.S.
- This technique, also known as "spoofing," can make the calls appear to be from the IRS or even a local police department.
- Use common names and fake IRS badge numbers.
- May know the last four digits of the victim's Social Security Number.
- Aggressively demand immediate payment to avoid being criminally charged or arrested.
- Claim that hanging up the telephone will cause the immediate issuance of an arrest warrant for unpaid taxes.
- Send bogus IRS e-mails to support their scam.
- Call a second or third time claiming to be the police or other government entity.

The IRS Will Never:

- Ask for payment via prepaid debit cards, money orders, or wire transfers.
- Ask for credit card numbers over the telephone.
- Request personal or financial information by e-mail, text, or via any social media.

What can I do?

- Do not engage with the callers, just hang up.
- Tell everyone that if you receive a call and think you owe taxes, hang up and call the IRS at 1-800-829-1040.
- Retain their original scam-related documentation: method of payment, receipts, notes, and telephone numbers used by the scammer. In the case of pre-paid cards, it is especially important to retain all card numbers.
- Immediately notify the company associated with the payment method, in an effort to stop or reverse funds.
- Be aware the IRS does employ non-law enforcement revenue officers and revenue agents who conduct field visits and will have official IRS credentials.
- Share this information with friends and family.

File a Report – Help us #SlamTheScam:

Online: <http://www.tigta.gov>


Telephone: 1-800-366-4484

Fax: 1-202-927-7018

Mail: TIGTA Hotline

P.O. Box 589

Washington, D.C. 20044-0589



PROPERTY CRIME YOU CAN HELP PREVENT IT




LOCK IT

Ensure your car doors and all doors to your residence are kept locked.



REMOVE IT

Removing valuables from your car is better than hiding them. This includes garage door openers and spare keys.




LIGHT IT

Leave exterior residence lights on at night or utilize motion detecting lights.



CLOSE IT

Keep your garage door closed and double-check it is closed at night.



HIDE IT

Keep valuables in your garage, car and home out of sight.



REPORT IT

Report all criminal and suspicious activity immediately.

TARPON SPRINGS
POLICE DEPARTMENT



NON-EMERGENCY
(727) 938-2849
WWW.TSPD.US

Religious Candle Safety

Lit candles are used in religious services, in places of worship, and in the home. Whether you are using one candle or more, make sure you take a few moments to learn about using candles safely.

Candle Safety

- Candles should be placed in a sturdy candle holder.
- Handheld candles should not be passed from one person to another at any time.
- When lighting candles at a candle lighting service, have the person with the unlit candle dip their candle into the flame of the lit candle.
- Lit candles should not be placed in windows where a blind or curtain could catch fire.
- Candles placed on, or near tables, altars, or shrines, must be watched by an adult.
- If a candle must burn continuously, be sure it is enclosed in a glass container and placed in a sink, on a metal tray, or in a deep basin filled with water.

General Fire Safety

- Matches and lighters should be stored out of the reach of children, in a locked cabinet.
- Places of worship should be equipped with a fire detection and sprinkler system.
- A home should have smoke alarms on every level, outside each sleeping area and inside each bedroom. For the best protection, interconnect the alarms, so when one sounds, they all sound. Test all smoke alarms at least monthly by pushing the test button. Replace smoke alarms when they are 10 years old.
- Plan and practice a home fire escape drill that includes two ways out of every room and an outside meeting place.

Children & Candles

Candles should be out of the reach of children and pets.

Young children should never hold a lit candle. Consider providing **battery-operated candles** for children. A **parent** should decide when a child is mature enough to light a candle with adult supervision.

FACTS

- ! **December** is the peak time of year for home candle fires.
- ! **Three of every five** home candle fires happen when a candle is placed too close to something that can burn.



NATIONAL FIRE PROTECTION ASSOCIATION
The leading information and knowledge resource on fire, electrical and related hazards

**TARPON SPRINGS
FIRE RESCUE**



Fire Safety Checklist for Homeowners and Renters

If there is a fire, you may have less than 3 minutes to get out of your home. Talk about what you should do to be safe. Make sure everyone in your home knows what to do if there is a fire.

 Put a check in front of each statement that is true for your home.

Smoke Alarms

- ☐ Smoke alarms are on every level of the home.
- ☐ Smoke alarms are inside and outside sleeping areas.
- ☐ Smoke alarms are tested each month.
- ☐ Smoke alarm batteries are changed as needed.
- ☐ Smoke alarms are less than 10 years old.



Test your alarm regularly.

Your smoke alarm is working if it makes a noise when you press the “test” button.

Cooking Safety

- ☐ The cooking area has no items that can burn.
- ☐ People stay in the kitchen when they are frying, grilling, boiling, or broiling food.
- ☐ Pot handles are always turned toward the back of the stove.

Escape Plan

- ☐ There is a fire escape plan that shows 2 ways out of every room.
- ☐ Everyone knows where the safe meeting place is outside the home.
- ☐ Everyone living in the house practices the escape plan 2 times a year.

Carbon Monoxide Alarms

- ☐ Carbon monoxide alarms are located on each level of the home.
- ☐ Carbon monoxide alarms are less than 7 years old.

Electrical and Appliance Safety

- ☐ All electrical cords are in good condition and not broken or cut.
- ☐ People clean the dryer of lint after every use.
- ☐ All plug outlets are safe and do not feel warm when you touch them. (If they are warm, call the landlord or an electrician.)

Candle Safety

- ☐ Candles are in sturdy fire-proof containers that won’t be tipped over.
- ☐ Adults blow out all candles when leaving the room or going to bed.
- ☐ Candles are kept out of reach from children and pets.



Children are sometimes curious about fire.

If you have children in your home, lock up any items that can start a fire (matches, lighters, cigarettes, etc.) and make sure children cannot reach candles.

**TARPON SPRINGS
FIRE RESCUE**



Learn more about fire prevention:
www.usfa.fema.gov

U.S. Fire
Administration



FEMA

