

CRIME WATCH NEWSLETTER

February 2020



Tarpon Springs Police Department

444 South Huey Avenue

Tarpon Springs, FL 34689

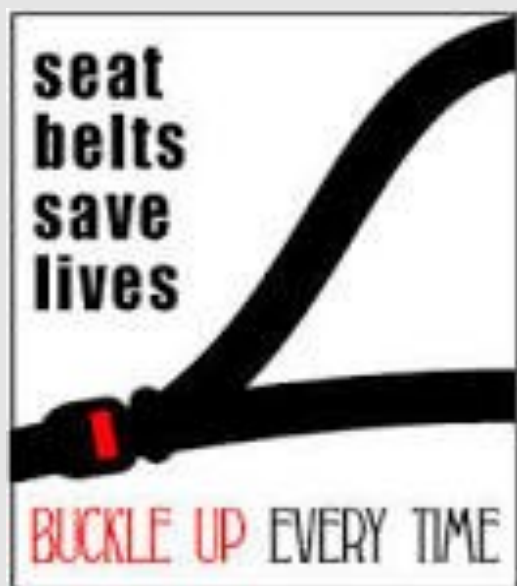
Emergency # 911

Dispatch # 727-937-6151

Police Admin/Non Emergency #
727-938-2849



Good Things To Know



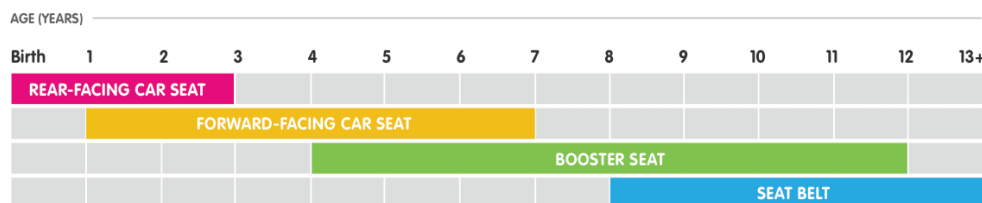
IT'S

THE

LAW



Car Seat Recommendations: Choosing the Right Seat




Your child under age 1 should always ride in a rear-facing car seat in the back seat. There are different types of rear-facing car seats: Infant-only seats can only be used rear-facing. Convertible and 3-in-1 car seats typically have higher height and weight limits for the rear-facing position, allowing you to keep your child rear-facing for a longer period of time.

A **rear-facing car seat** is the best seat for your young child to use. It has a harness and in a crash, cradles and moves with your child to reduce the stress to the child's fragile neck and spinal cord.



Keep your child rear-facing as long as possible. It's the best way to keep him or her safe. Your child should remain in a rear-facing car seat until he or she reaches the top height or weight limit allowed by your car seat's manufacturer. Once your child outgrows the rear-facing car seat, your child is ready to travel in a forward-facing car seat with a harness in the back seat.

A **forward-facing car seat** has a harness and tether that limits your child's forward movement during a crash.



Keep your child in a forward-facing car seat with a harness until he or she reaches the top height or weight limit allowed by your car seat's manufacturer. Once your child outgrows the forward-facing car seat with a harness, it's time to travel in a booster seat, but still in the back seat.

A **booster seat** positions the seat belt so that it fits properly over the stronger parts of your child's body.



Keep your child in a booster seat until he or she is big enough to fit in a seat belt properly. For a seat belt to fit properly the lap belt must lie snugly across the upper thighs, not the stomach. The shoulder belt should lie snug across the shoulder and chest and not cross the neck or face. Remember: your child should still ride in the back seat because it's safer there.

A **seat belt** should lie across the upper thighs and be snug across the shoulder and chest to restrain the child safely in a crash. It should not rest on the stomach area or across the neck.

Car crashes are a **leading killer of children** ages 1 to 13.

In crashes from 2007-2011, **3,661 children** (under 13 in cars, SUVs, vans, and pick-ups) were killed. An estimated **634,000 children** under 13 were injured.



In 2011, **655 children** (under 13 in cars, SUVs, vans, and pick-ups) were killed in crashes.



Car seats reduce the risk of infants (under 1 year old) being killed in cars by



Car seats reduce the risk of toddlers (1 to 4 years old) being killed in cars by



Reduce the risk of death and injury by properly securing your child. To maximize safety, keep your child in the car seat for as long as possible.

THINGS TO DO IN TARPON



World-Class Arts, Culture and Entertainment in Tarpon Springs

tarponarts.org / 727-942-5605

Check Out the 2020 Event Line-Up!

Feb 28, 2020

@ 7pm

Performing Arts Center



March 1, 2020

@ 2pm

Performing Arts Center



March 14, 2020

@ 7pm

Performing Arts Center



THINGS TO DO IN TARPON

2020 TSPD CRIME WATCH PICNIC



FRED HOWARD PARK SHELTER # 6

SATURDAY March 7, 2020—11am-2pm

Hotdogs, Hamburgers, Smoked Pulled Pork, Chips, Soda and Water

Please bring a covered dish for all to enjoy.

All Crime Watch Neighborhoods are Welcome!

See Something / Say Something



Tarpon Springs Police Department

Touch a Truck

February 29 @ 10:00 am - 2:00 pm

Experience all kinds of great heavy equipment, police and fire gear up close at this family event. Touch a Truck is held annually on Lemon Street in front of the Tarpon Springs Library.

Food and soft drinks available.

Tree give-a-way for Tarpon Springs residents.



Crime Prevention

Tarpon Springs Police Department Operation Property ID

Tarpon Springs Police Department operation ID program is aimed at successfully returning stolen recovered property to its rightful owners. It is estimated by Tarpon Springs Police Department Property Crimes Detectives that less than 30% of stolen property is successfully returned to its rightful owners. Also the Police Department can dispose of or auction off any stolen recovered property after it has gone unclaimed for 90 days.

Tarpon Springs Police Department operation ID includes property inventory forms which will be provided to any citizens who wish to participate in this program. These forms can be used to record your valuable property with make, model, and serial number of the property. Also, it is suggested that any valuable property that is not easily described or identified, for example jewelry be photographed. These inventory forms and photographs should be stored in a safe place for future reference. In the unfortunate situation that these items may be stolen, this form can be used by the Police Department to help get your valuable property back to you. It is also suggested that you engrave property such as large screen TVs, stereo systems, cameras, bicycles, VCR, and power tools, computers, kitchen appliances, musical instruments, etc. with a unique individual identifying number. An example would be to use your driver's license number including the abbreviation for the state from which it was issued for example FL SXXX-XXX-XX-XXX-X . The Police Department has electric engravers that are available for loan to the public. Contact the Police Department Crime Prevention Unit if you would like to borrow one of these engravers. To print a copy of the form go to www.tspd.us, use your mouse to hover over Crime Prevention and click on Operation Property ID, the form can be found on the bottom link.



CRIME PREVENTION TIP

Three factors must be present for a crime to occur:

Desire, Ability and Opportunity.

You can have a significant impact on the last one **Opportunity** and reduce crime by following these simple crime prevention tips.

AT HOME

- Use a door viewer before opening your door. Always demand identification from strangers (even repair or sales persons).
- Always lock up your home before leaving and don't hide your house keys outdoors anywhere.
- Have keys ready and in your hand for immediate use when you return home.
- Use interior and exterior lighting at all times.
- Shred credit card offers and bank statements before you throw them away if you do not plan on using them.
- Hide or destroy boxes from expensive purchases.
- Do not answer personal questions about your home such as type of alarm, daytime occupancy, etc.
- Do not let people inside your home (to use the bathroom, phone, etc.).
- Avoid mail theft by dropping off outgoing mail at the local post office.
- Do not give out your personal information or credit card number over the phone unless you initiated the call.

Safeguard your home while you are away with Vacation House Checks offered by the Tarpon Springs Police Department.

Fire Safety Tip

Now is a great time to check out that Fire Extinguisher you have stuffed in the closet, under the cabinet, or better yet buried in the garage. Dust it off and give it a good inspection, check the gauge pressure, check the nozzle for obstructions, and now give it a good shake.

These items will help it ready for use when you need it.

Do you know how to USE your Fire Extinguisher?

Here are 4 quick and easy steps for proper Fire Extinguisher use.

Remember the **P A S S** Word

Pull

Pull the pin (or other motion) to unlock the extinguisher.



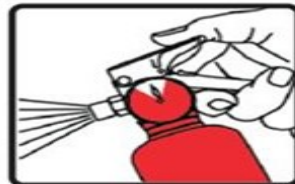
Aim

Aim at the base (bottom) of the fire and stand 6 - 10 feet away.



Squeeze

Squeeze the lever to discharge the agent.



Sweep

Sweep the spray from left to right until the flames are totally extinguished.



PROPERTY CRIME YOU CAN HELP PREVENT IT



LOCK IT

Ensure your car doors and all doors to your residence are kept locked.



REMOVE IT

Removing valuables from your car is better than hiding them. This includes garage door openers and spare keys.



LIGHT IT

Leave exterior residence lights on at night or utilize motion detecting lights.



CLOSE IT

Keep your garage door closed and double-check it is closed at night.



HIDE IT

Keep valuables in your garage, car and home out of sight.



REPORT IT

Report all criminal and suspicious activity immediately.

Police-727-937-6151

**TARPON SPRINGS
POLICE DEPARTMENT**



NON-EMERGENCY
(727) 938-2849
WWW.TSPD.US